

Omaxe Limited

Regd. Office: 19-B, First Floor, Omaxe Celebration Mall, Sohna Road, Gurgaon-122 001, (Haryana)

Corp. Office: 7, LSC, Kalkaji, New Delhi-110019

CIN: L74899HR1989PLC051918, Website: www.omaxe.com, Email: info@omaxe.com

Tel: 91-11-41893100, Fax: 91-11-41896653

Statement of Standalone/Consolidated Unaudited Financial Results for the quarter ended June 30, 2014**PART I**

(Rupees in lacs)

| Particulars | Standalone | | | | Consolidated | | | |
|--------------------------------------------------------------------------------------------------|------------------|------------------|------------------|-------------------|------------------|------------------|------------------|-------------------|
| | Quarter ended | | Year ended | | Quarter ended | | Year ended | |
| | 30.06.2014 | 31.03.2014 | 30.06.2013 | 31.03.2014 | 30.06.2014 | 31.03.2014 | 30.06.2013 | 31.03.2014 |
| | Unaudited | Unaudited | Unaudited | Audited | Unaudited | Unaudited | Unaudited | Audited |
| 1 Income from operations | | | | | | | | |
| a) Net sales/ Income from operations | 24,281.04 | 35,934.13 | 29,470.49 | 117,618.37 | 32,632.07 | 51,025.14 | 39,664.04 | 160,542.96 |
| b) Other operating income | 195.07 | 147.33 | 262.93 | 850.59 | 448.11 | 372.07 | 502.45 | 1,769.54 |
| Total income from operations | 24,476.11 | 36,081.46 | 29,733.42 | 118,468.96 | 33,080.18 | 51,397.21 | 40,166.49 | 162,312.50 |
| 2 Expenses | | | | | | | | |
| a) Cost of material consumed, construction & other related project cost | 30,512.16 | 34,107.64 | 18,664.72 | 94,782.47 | 58,015.03 | 50,431.26 | 27,816.63 | 139,291.77 |
| b) Changes in inventories of finished stock & projects in progress | (14,351.56) | (7,945.30) | 1,996.81 | (11,826.58) | (35,059.49) | (11,825.98) | 1,329.12 | (20,783.47) |
| c) Employee benefit expense | 1,482.99 | 1,618.79 | 1,637.08 | 6,178.21 | 1,624.23 | 1,778.65 | 1,837.83 | 6,956.98 |
| d) Depreciation and amortisation expense | 301.73 | 251.01 | 185.74 | 861.41 | 347.82 | 290.61 | 210.93 | 986.77 |
| e) Other expense | 1,576.39 | 2,624.79 | 2,438.22 | 10,027.19 | 2,394.20 | 4,039.19 | 3,555.58 | 14,281.34 |
| Total expenses | 19,521.71 | 30,656.93 | 24,922.57 | 100,022.70 | 27,321.79 | 44,713.73 | 34,750.09 | 140,733.39 |
| 3 Profit from operations before other income, finance costs and exceptional items (1-2) | 4,954.40 | 5,424.53 | 4,810.85 | 18,446.26 | 5,758.39 | 6,683.48 | 5,416.40 | 21,579.11 |
| 4 Other income | 634.43 | 1,302.06 | 342.27 | 3,671.20 | 632.51 | 1,529.24 | 371.18 | 3,032.60 |
| 5 Profit before finance costs and exceptional items (3+4) | 5,588.83 | 6,726.59 | 5,153.12 | 22,117.46 | 6,390.90 | 8,212.72 | 5,787.58 | 24,611.71 |
| 6 Finance costs | 3,795.32 | 3,762.85 | 3,271.58 | 13,678.39 | 3,903.17 | 3,734.12 | 3,137.54 | 13,057.72 |
| 7 Profit after finance costs but before exceptional items (5-6) | 1,793.51 | 2,963.74 | 1,881.54 | 8,439.07 | 2,487.73 | 4,478.60 | 2,650.04 | 11,553.99 |
| 8 Exceptional items | - | - | - | - | - | - | - | - |
| 9 Profit from ordinary activities before tax (7+8) | 1,793.51 | 2,963.74 | 1,881.54 | 8,439.07 | 2,487.73 | 4,478.60 | 2,650.04 | 11,553.99 |
| 10 Tax expense | 609.60 | 1,370.07 | 470.00 | 2,410.38 | 1,290.75 | 1,965.61 | 745.11 | 3,692.79 |
| 11 Net profit from ordinary activities after tax (9-10) | 1,183.91 | 1,593.67 | 1,411.54 | 6,028.69 | 1,196.98 | 2,512.99 | 1,904.93 | 7,861.20 |
| 12 Extra ordinary items | - | - | - | - | - | - | - | - |
| 13 Net profit for the period before minority interest (11-12) | 1,183.91 | 1,593.67 | 1,411.54 | 6,028.69 | 1,196.98 | 2,512.99 | 1,904.93 | 7,861.20 |
| 14 Share of profit of associates | - | - | - | - | - | - | - | - |
| 15 Minority interest | - | - | - | - | (5.57) | 4.37 | 1.49 | 9.17 |
| 16 Net Profit after tax, minority interest and share of profit from associates (13+14-15) | 1,183.91 | 1,593.67 | 1,411.54 | 6,028.69 | 1,202.55 | 2,508.62 | 1,903.44 | 7,852.03 |
| 17 Paid-up Equity Share Capital (Face value Rs. 10 each) | 18,290.05 | 18,290.05 | 17,356.70 | 18,290.05 | 18,290.05 | 18,290.05 | 17,356.70 | 18,290.05 |
| 18 Reserves (excluding Revaluation Reserves) | - | 145,004.59 | - | 145,004.59 | - | 174,572.50 | - | 174,572.50 |
| 19 Basic and diluted earnings per share (in rupees) (not annualised)-Post Bonus | 0.65 | 0.87 | 0.77 | 3.30 | 0.66 | 1.37 | 1.04 | 4.29 |

PART II

| Particulars | Standalone | | | | Consolidated | | | |
|------------------------------------------------------------------------------------------|---------------------------------|------------|------------|------------|---------------|------------|------------|------------|
| | Quarter ended | | | Year ended | Quarter ended | | | Year ended |
| | 30.06.2014 | 31.03.2014 | 30.06.2013 | 31.03.2014 | 30.06.2014 | 31.03.2014 | 30.06.2013 | 31.03.2014 |
| | Unaudited | Unaudited | Unaudited | Audited | Unaudited | Unaudited | Unaudited | Audited |
| A PARTICULARS OF SHAREHOLDING | | | | | | | | |
| 1 Public shareholding | | | | | | | | |
| -Number of shares | 45,734,346 | 45,734,346 | 28,142,303 | 45,734,346 | 45,734,346 | 45,734,346 | 28,142,303 | 45,734,346 |
| -Percentage of shareholding | 25.01% | 25.01% | 16.21% | 25.01% | 25.01% | 25.01% | 16.21% | 25.01% |
| 2 Promoters and Promoter Group Shareholding | | | | | | | | |
| a) Pledged / Encumbered | | | | | | | | |
| - Number of shares | 88,666,700 | 82,016,700 | 98,944,400 | 82,016,700 | 88,666,700 | 82,016,700 | 98,944,400 | 82,016,700 |
| - Percentage of shares (as a % of the total shareholding of promoter and promoter group) | 64.64% | 59.79% | 68.04% | 59.79% | 64.64% | 59.79% | 68.04% | 59.79% |
| - Percentage of shares (as a % of the total share capital of the company) | 48.48% | 44.84% | 57.01% | 44.84% | 48.48% | 44.84% | 57.01% | 44.84% |
| b) Non-Encumbered | | | | | | | | |
| - Number of shares | 48,499,494 | 55,149,494 | 46,480,297 | 55,149,494 | 48,499,494 | 55,149,494 | 46,480,297 | 55,149,494 |
| - Percentage of shares (as a % of the total shareholding of promoter and promoter group) | 35.36% | 40.21% | 31.96% | 40.21% | 35.36% | 40.21% | 31.96% | 40.21% |
| - Percentage of shares (as a % of the total share capital of the company) | 26.51% | 30.15% | 26.78% | 30.15% | 26.51% | 30.15% | 26.78% | 30.15% |
| Particulars | Quarter ended 30.06.2014 | | | | | | | |
| B INVESTOR COMPLAINTS | | | | | | | | |
| Pending at the beginning of the quarter | | | | | | | 1 | |
| Received during the quarter | | | | | | | - | |
| Disposed of during the quarter | | | | | | | - | |
| Remaining unresolved at the end of quarter | | | | | | | 1 | |

Unaudited segment-wise revenue, results and capital employed for the quarter ended June 30, 2014

(Rupees in lacs)


| Particulars | Standalone | | | | Consolidated | | | |
|--------------------------------------------|-------------------|-------------------|-------------------|-------------------|-------------------|-------------------|-------------------|-------------------|
| | Quarter ended | | | Year ended | Quarter ended | | | Year ended |
| | 30.06.2014 | 31.03.2014 | 30.06.2013 | 31.03.2014 | 30.06.2014 | 31.03.2014 | 30.06.2013 | 31.03.2014 |
| | Unaudited | Unaudited | Unaudited | Audited | Unaudited | Unaudited | Unaudited | Audited |
| 1 Segment Revenue | | | | | | | | |
| -Real estate projects | 23,085.93 | 32,993.81 | 28,313.20 | 112,477.58 | 32,356.21 | 50,583.03 | 39,582.70 | 160,157.54 |
| -Construction contracts | 1,011.50 | 3,019.73 | 1,231.42 | 5,707.60 | 11,228.44 | 19,398.89 | 12,166.70 | 55,108.33 |
| -Unallocated | 378.68 | 67.92 | 188.80 | 283.78 | 378.74 | 58.35 | 203.69 | 331.63 |
| Total | 24,476.11 | 36,081.46 | 29,733.42 | 118,468.96 | 43,963.39 | 70,040.27 | 51,953.09 | 215,597.50 |
| Less: Inter-segment revenue | | | | | 10,883.21 | 18,643.06 | 11,786.60 | 53,285.00 |
| Total sales/Income | 24,476.11 | 36,081.46 | 29,733.42 | 118,468.96 | 33,080.18 | 51,397.21 | 40,166.49 | 162,312.50 |
| 2 Segment Results | | | | | | | | |
| -Real estate projects | 8,291.56 | 9,899.47 | 9,071.37 | 34,992.65 | 9,929.98 | 12,800.56 | 10,810.14 | 42,988.82 |
| -Construction contracts | 23.95 | 19.65 | 0.52 | 520.42 | 194.66 | (8.63) | 210.60 | 815.38 |
| -Unallocated | | | | | | | | |
| Total | 8,315.51 | 9,919.12 | 9,071.89 | 35,513.07 | 10,124.64 | 12,791.93 | 11,020.74 | 43,804.20 |
| Less: | | | | | | | | |
| i) Finance costs | 3,795.32 | 3,762.85 | 3,271.58 | 13,678.39 | 3,903.17 | 3,734.12 | 3,137.54 | 13,057.72 |
| ii) Other Un-allocable expenditure net off | 3,361.11 | 4,494.59 | 4,261.04 | 17,066.81 | 4,366.25 | 6,108.45 | 5,604.34 | 22,225.09 |
| iii) Un-allocable income | (634.43) | (1,302.06) | (342.27) | (3,671.20) | (632.51) | (1,529.24) | (371.18) | (3,032.60) |
| Profit before tax | 1,793.51 | 2,963.74 | 1,881.54 | 8,439.07 | 2,487.73 | 4,478.60 | 2,650.04 | 11,553.99 |
| 3 Capital employed | | | | | | | | |
| -Real estate projects | 246,923.81 | 237,791.83 | 234,555.80 | 237,791.83 | 283,185.48 | 276,432.96 | 261,591.29 | 276,432.96 |
| -Construction contracts | 3,161.55 | 3,325.55 | 2,476.54 | 3,325.55 | 7,891.60 | 5,074.52 | 9,189.55 | 5,074.52 |
| -Unallocated | 50,657.05 | 52,622.47 | 49,514.70 | 52,622.47 | 39,269.79 | 41,333.91 | 39,565.09 | 41,333.91 |
| Total | 300,742.41 | 293,739.85 | 286,547.04 | 293,739.85 | 330,346.87 | 322,841.39 | 310,345.93 | 322,841.39 |

Notes:

1. The above results were reviewed and recommended by the Audit Committee & approved by the Board of Directors at their respective meetings held on 25th July, 2014. The Statutory auditors of the Company have carried out limited review of the financial results.
2. The figures for the quarter ended March 31, 2014 are the balancing figures between the audited figures in respect of the full financial year and the published figures for nine months ended December 31, 2013.
3. The consolidated financial results have been prepared in accordance with AS-21 – 'Accounting standard on consolidated financial statements'.
4. The unaudited financial results of one wholly owned subsidiary company namely M/s Rohtas Holdings (Gulf) Limited (including its subsidiary namely M/s Marine Sand Ltd.) have been reported by their management and given effect in consolidated financial results based on financial statements as certified.
5. During the quarter, the Company has revised depreciation rate on fixed assets as per the useful life specified in the Companies Act, 2013 or re-assessed by the Company. Based on current estimates, depreciation of Rs. 109.53 lacs on account of assets whose useful life is already exhausted as on 01st April, 2014 and deferred tax of Rs. 36.97 lacs thereon have been adjusted to opening reserves.

Had there not been any change in useful life of assets, depreciation charged for the quarter would have been lower by Rs. 130.22 lacs (net of Rs. 45.51 lacs allocated to projects).
6. Tax expenses include current tax (net of MAT Credit), Deferred Tax, Wealth Tax and adjustment of taxes for earlier years.
7. The previous period / year figures have been regrouped / rearranged wherever required for the purpose of comparison.
8. The standalone and consolidated financial results of the Company for the quarter ended June 30, 2014 are also available on the Company's Website (www.ornaxe.com) and on the Website of BSE (www.bseindia.com) and NSE (www.nseindia.com).

For and on behalf of Board of Directors
For Ornaxe Limited


Rohtas Goel
Chairman and Managing Director

Place: New Delhi
Date: 25th July, 2014

Omaxe Limited

Regd. Office: 19-B, First Floor, Omaxe Celebration Mall, Sohna Road, Gurgaon-122 001, (Haryana)

Corp. Office: 7, LSC, Kalkaji, New Delhi-110019

CIN: L74899HR1989PLC051918, Website: www.omaxe.com, Email: info@omaxe.com

Tel: 91-11-41893100, Fax: 91-11-41896653

Statement of Consolidated Unaudited Financial Results for the quarter ended June 30, 2014

PART I

(Rupees in lacs)

| Particulars | Consolidated | | | | |
|-------------|-----------------------------------------------------------------------------------------------|------------------|-------------------|------------------|-------------------|
| | Quarter ended | | | Year ended | |
| | 30.06.2014 | 31.03.2014 | 30.06.2013 | 31.03.2014 | |
| | Unaudited | Unaudited | Unaudited | Audited | |
| 1 | Income from operations | | | | |
| | a) Net sales/ income from operations | 32,632.07 | 51,025.14 | 39,664.04 | 160,542.96 |
| | b) Other operating income | 448.11 | 372.07 | 502.45 | 1,769.54 |
| | Total income from operations | 33,080.18 | 51,397.21 | 40,166.49 | 162,312.50 |
| 2 | Expenses | | | | |
| | a) Cost of material consumed, construction & other related project cost | 58,015.03 | 50,431.26 | 27,816.63 | 139,291.77 |
| | b) Changes in inventories of finished stock & projects in progress | (35,059.49) | (11,825.98) | 1,329.12 | (20,783.47) |
| | c) Employee benefit expense | 1,624.23 | 1,778.65 | 1,837.83 | 6,956.98 |
| | d) Depreciation and amortisation expense | 347.82 | 290.61 | 210.93 | 986.77 |
| | e) Other expense | 2,394.20 | 4,039.19 | 3,555.58 | 14,281.34 |
| | Total expenses | 27,321.79 | 44,713.73 | 34,750.09 | 140,733.39 |
| 3 | Profit from operations before other income, finance costs and exceptional items (1-2) | 5,758.39 | 6,683.48 | 5,416.40 | 21,579.11 |
| 4 | Other income | 632.51 | 1,529.24 | 371.18 | 3,032.60 |
| 5 | Profit before finance costs and exceptional items (3+4) | 6,390.90 | 8,212.72 | 5,787.58 | 24,611.71 |
| 6 | Finance costs | 3,903.17 | 3,734.12 | 3,137.54 | 13,057.72 |
| 7 | Profit after finance costs but before exceptional items (5-6) | 2,487.73 | 4,478.60 | 2,650.04 | 11,553.99 |
| 8 | Exceptional items | - | - | - | - |
| 9 | Profit from ordinary activities before tax (7+8) | 2,487.73 | 4,478.60 | 2,650.04 | 11,553.99 |
| 10 | Tax expense | 1,290.75 | 1,965.61 | 745.11 | 3,692.79 |
| 11 | Net profit from ordinary activities after tax (9-10) | 1,196.98 | 2,512.99 | 1,904.93 | 7,861.20 |
| 12 | Extra ordinary items | - | - | - | - |
| 13 | Net profit for the period before minority interest (11-12) | 1,196.98 | 2,512.99 | 1,904.93 | 7,861.20 |
| 14 | Share of profit of associates | - | - | - | - |
| 15 | Minority interest | (5.57) | 4.37 | 1.49 | 9.17 |
| 16 | Net Profit after tax, minority interest and share of profit from associates (13+14-15) | 1,202.55 | 2,508.62 | 1,903.44 | 7,852.03 |
| 17 | Paid-up Equity Share Capital (Face value Rs. 10 each) | 18,290.05 | 18,290.05 | 17,356.70 | 18,290.05 |
| 18 | Reserves (excluding Revaluation Reserves) | - | 174,572.50 | - | 174,572.50 |
| 19 | Basic and diluted earnings per share (in rupees) (not annualised)-Post Bonus | 0.66 | 1.37 | 1.04 | 4.29 |

PART II

| Particulars | Consolidated | | | |
|------------------------------------------------------------------------------------------|---------------------------------|------------|------------|------------|
| | Quarter ended | | | Year ended |
| | 30.06.2014 | 31.03.2014 | 30.06.2013 | 31.03.2014 |
| | Unaudited | Unaudited | Unaudited | Audited |
| A PARTICULARS OF SHAREHOLDING | | | | |
| 1 Public shareholding | | | | |
| -Number of shares | 45,734,346 | 45,734,346 | 28,142,303 | 45,734,346 |
| -Percentage of shareholding | 25.01% | 25.01% | 16.21% | 25.01% |
| 2 Promoters and Promoter Group Shareholding | | | | |
| a) Pledged / Encumbered | | | | |
| - Number of shares | 88,666,700 | 82,016,700 | 98,944,400 | 82,016,700 |
| - Percentage of shares (as a % of the total shareholding of promoter and promoter group) | 64.64% | 59.79% | 68.04% | 59.79% |
| - Percentage of shares (as a % of the total share capital of the company) | 48.48% | 44.84% | 57.01% | 44.84% |
| b) Non-Encumbered | | | | |
| - Number of shares | 48,499,494 | 55,149,494 | 46,480,297 | 55,149,494 |
| - Percentage of shares (as a % of the total shareholding of promoter and promoter group) | 35.36% | 40.21% | 31.96% | 40.21% |
| - Percentage of shares (as a % of the total share capital of the company) | 26.51% | 30.15% | 26.78% | 30.15% |
| Particulars | Quarter ended 30.06.2014 | | | |
| B INVESTOR COMPLAINTS | | | | |
| Pending at the beginning of the quarter | | | 1 | |
| Received during the quarter | | | - | |
| Disposed of during the quarter | | | - | |
| Remaining unresolved at the end of quarter | | | 1 | |

Unaudited segment-wise revenue, results and capital employed for the quarter ended June 30, 2014

(Rupees in lacs)

| Particulars | Consolidated | | | |
|--------------------------------------------|-------------------|-------------------|-------------------|-------------------|
| | Quarter ended | | | Year ended |
| | 30.06.2014 | 31.03.2014 | 30.06.2013 | 31.03.2014 |
| | Unaudited | Unaudited | Unaudited | Audited |
| 1 Segment Revenue | | | | |
| -Real estate projects | 32,356.21 | 50,583.03 | 39,582.70 | 160,157.54 |
| -Construction contracts | 11,228.44 | 19,398.89 | 12,166.70 | 55,108.33 |
| -Unallocated | 378.74 | 58.35 | 203.69 | 331.63 |
| Total | 43,963.39 | 70,040.27 | 51,953.09 | 215,597.50 |
| Less: Inter-segment revenue | 10,883.21 | 18,643.06 | 11,786.60 | 53,285.00 |
| Total sales/income | 33,080.18 | 51,397.21 | 40,166.49 | 162,312.50 |
| 2 Segment Results | | | | |
| -Real estate projects | 9,929.98 | 12,800.56 | 10,810.14 | 42,988.82 |
| -Construction contracts | 194.66 | (8.63) | 210.60 | 815.38 |
| -Unallocated | - | - | - | - |
| Total | 10,124.64 | 12,791.93 | 11,020.74 | 43,804.20 |
| Less: | | | | |
| i) Finance costs | 3,903.17 | 3,734.12 | 3,137.54 | 13,057.72 |
| ii) Other Un-allocable expenditure net off | 4,366.25 | 6,108.45 | 5,604.34 | 22,225.09 |
| iii) Un-allocable income | (632.51) | (1,529.24) | (371.18) | (3,032.60) |
| Profit before tax | 2,487.73 | 4,478.60 | 2,650.04 | 11,553.99 |
| 3 Capital employed | | | | |
| -Real estate projects | 283,185.48 | 276,432.96 | 261,591.29 | 276,432.96 |
| -Construction contracts | 7,891.60 | 5,074.52 | 9,189.55 | 5,074.52 |
| -Unallocated | 39,269.79 | 41,333.91 | 39,565.09 | 41,333.91 |
| Total | 330,346.87 | 322,841.39 | 310,345.93 | 322,841.39 |

Notes:

1. The above results were reviewed and recommended by the Audit Committee & approved by the Board of Directors at their respective meetings held on 25th July, 2014. The Statutory auditors of the Company have carried out limited review of the financial results.
2. The figures for the quarter ended March 31, 2014 are the balancing figures between the audited figures in respect of the full financial year and the published figures for nine months ended December 31, 2013.
3. The consolidated financial results have been prepared in accordance with AS-21 - 'Accounting standard on consolidated financial statements'.
4. The unaudited financial results of one wholly owned subsidiary company namely M/s Rohtas Holdings (Gulf) Limited (including its subsidiary namely M/s Marine Sand Ltd.) have been reported by their management and given effect in consolidated financial results based on financial statements as certified.
5. During the quarter, the Company has revised depreciation rate on fixed assets as per the useful life specified in the Companies Act, 2013 or re-assessed by the Company. Based on current estimates, depreciation of Rs. 109.53 lacs on account of assets whose useful life is already exhausted as on 01st April, 2014 and deferred tax of Rs. 36.97 lacs thereon have been adjusted to opening reserves.

Had there not been any change in useful life of assets, depreciation charged for the quarter would have been lower by Rs. 130.22 lacs (net of Rs. 45.51 lacs allocated to projects).


6. Tax expenses include current tax (net of MAT Credit), Deferred Tax, Wealth Tax and adjustment of taxes for earlier years.
7. Key standalone Financial Information is given below:-

(Rupees in lacs)

| Particulars | Quarter ended | | | Year ended |
|------------------------|---------------|------------|------------|------------|
| | 30.06.2014 | 31.03.2014 | 30.06.2013 | 31.03.2014 |
| | Unaudited | Unaudited | Unaudited | Audited |
| Income from Operations | 24,476.11 | 36,081.46 | 29,733.42 | 118,468.96 |
| Profit before tax | 1,793.51 | 2,963.74 | 1,881.54 | 8,439.07 |
| Net profit after tax | 1,183.91 | 1,593.67 | 1,411.54 | 6,028.69 |

8. The previous period / year figures have been regrouped / rearranged wherever required for the purpose of comparison.
9. The standalone and consolidated financial results of the Company for the quarter ended June 30, 2014 are also available on the Company's Website (www.omaxe.com) and on the Website of BSE (www.bseindia.com) and NSE (www.nseindia.com).

For and on behalf of Board of Directors
For Omaxe Limited


Rohtas Goel
Chairman and Managing Director

Place: New Delhi
Date: 25th July, 2014

DOOGAR & ASSOCIATES

Chartered Accountants

Limited Review Report


The Board of Directors
Omaxe Limited
11, L.S.C., Kalkaji
New Delhi – 110 019

Dear Sirs,

1. We have reviewed the accompanying statement of unaudited financial results of Omaxe Limited (the 'Company') for the quarter ended June 30, 2014 except for the disclosures regarding "Public Shareholding" and "Promoters and Promoters Group Shareholding" which have been traced from disclosures made by the Management and have not been audited by us. These unaudited financial statements are the responsibility of the Company's Management and have been approved by the Board of Directors. Our responsibility is to issue a report on these unaudited financial statements based on our review.
2. We conducted our review in accordance with the Standard on Review Engagements (SRE) 2410, "Review of Interim Financial Information Performed by the Independent Auditor of the Entity" issued by the Institute of Chartered Accountants of India. This standard requires that we plan and perform the review to obtain moderate assurance as to whether the financial statements are free of material misstatement. A review is limited primarily to inquiries of company personnel and analytical procedures applied to financial data and thus provide less assurance than an audit. We have not performed an audit and accordingly, we do not express an audit opinion.
3. Based on our review conducted as above, nothing has come to our attention that causes us to believe that the accompanying statement of unaudited financial results of the company prepared in accordance with applicable accounting standards notified under the Companies Act, 1956 (which are deemed to be applicable as per section 133 of the Companies Act, 2013, read with Rule 7 of the Companies (Accounts) Rules, 2014) and other recognized accounting practices and policies, has not disclosed the information required to be disclosed in terms of Clause 41 of the Listing Agreements with the Stock Exchanges, including the manner in which it is to be disclosed, or that it contains any material misstatement.

Place: New Delhi
Date: 25th July, 2014

For Doogar & Associates
Chartered Accountants
(Reg. No. 000707)



M.K. Doogar
(Partner)
M. No. 80077

DOOGAR & ASSOCIATES

Chartered Accountants

Limited Review Report

The Board of Directors
Omaxe Limited
11, L.S.C., Kalkaji
New Delhi – 110 019

Dear Sirs,

1. We have reviewed the accompanying statement of unaudited consolidated Financial Results of Omaxe Limited (the 'Company') and its subsidiaries ('the Group') for the quarter ended June 30, 2014 except for the disclosures regarding "Public Shareholding" and "Promoters and Promoters Group Shareholding" which have been traced from disclosures made by the Management and have not been audited by us. These unaudited financial statements are the responsibility of the Group's Management and have been approved by the Board of Directors. Our responsibility is to issue a report on these consolidated unaudited financial results based on our review.
2. We conducted our review in accordance with the Standard on Review Engagements (SRE) 2410, "Review of Interim Financial Information Performed by the Independent Auditor of the Entity" issued by the Institute of Chartered Accountants of India. This standard requires that we plan and perform the review to obtain moderate assurance as to whether the financial statements are free of material misstatement. A review is limited primarily to inquiries of Group personnel and analytical procedures applied to financial data and thus provide less assurance than an audit. We have not performed an audit and accordingly, we do not express an audit opinion.
3. The financial results of one subsidiary company namely M/s Rohtas Holdings (Gulf) Limited, whose financial results reflect total revenues (including other income) of Rs. 438 and total profit of Rs. 438 for the quarter ended June 30, 2014, has not been reviewed and have been reported by the management of the Company.
4. Based on our review conducted as above, nothing has come to our attention that causes us to believe that the accompanying statement of unaudited consolidated financial results prepared in accordance with applicable accounting standards notified under the Companies Act, 1956 (which are deemed to be applicable as per section 133 of the Companies Act, 2013, read with Rule 7 of the Companies (Accounts) Rules, 2014) and other recognized accounting practices and policies , has not disclosed the information required to be disclosed in terms of Clause 41 of the Listing Agreements with the Stock Exchanges, including the manner in which it is to be disclosed, or that it contains any material misstatement.

Place: New Delhi
Date: 25th July, 2014

For Doogar & Associates
Chartered Accountants
(Reg. No. 000361N)

New Delhi
M.K. Doogar
(Partner)
M. No. 80077

